

## BRW 02 - BRW 08

Natural Gas for Vehicles (NGV)





## Protection of the refuelling line for vehicles powered by Compressed Natural Gas

The break-away system ensures immediate disconnection and automatic shut-off of the circuit if the supply hose is pulled.

### Break-Away 08 - 1 function

- **Safety coupling for fast filling of light or heavy vehicles.**

(See Diagram 1 below).

### Break-Away 02 - 2 functions

- **Venting:** safety when used with a BRW 08 on a fast filling line.
- **Filling:** the Break-Away 02 can also be used on its own by individuals or companies as a safety coupling for slow filling of light duty vehicles only.

(See Diagram 2 below).

### Protection for the installation and its users

- Disconnection force specifically configured to prevent accidental disconnection and maintain the integrity of the dispenser and the vehicle.
- Automatic shut-off of the gas distribution circuit on disconnection: prevents gas being released into the atmosphere.
- Immediate disconnection irrespective of the pressure in the hose.

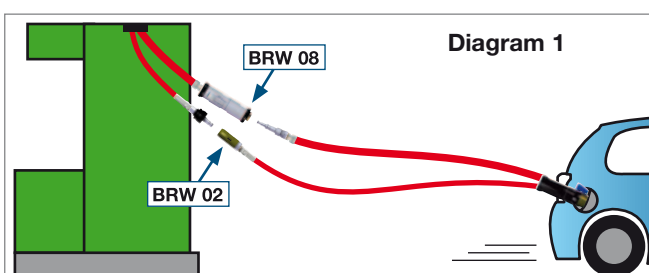
**Designed to be incorporated in environments in accordance with directives 2014/34/EU (ATEX) and 2014/68/EU.**

### Easy to install and simple to use

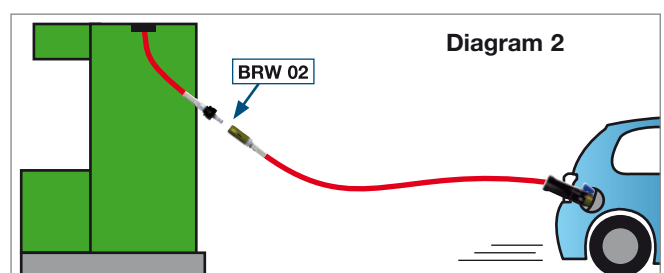
- Quick and easy to reconnect using the dedicated reconnection tool.
- Maintenance-free.

### Efficiency

As there is no risk of accidental disconnection, prolonged stoppages of installations following unexpected hose pull-outs are prevented and their efficiency is maintained.



Fast refuelling of light or heavy vehicles: BRW 08 on filling line and BRW 02 on venting line.





Slow refuelling of light vehicles only: BRW 02 only on filling line (no venting line).



## Technical data

	Break-Away 08	Break-Away 02
Disconnection force on line	225 to 665 N	60 to 220 N
Possible number of disconnections at 200 bar of air	100	100
Working pressure	0 to 300 bar	0 to 200 bar
Operating temperatures	- 40°C to + 85°	- 40°C to + 85°C

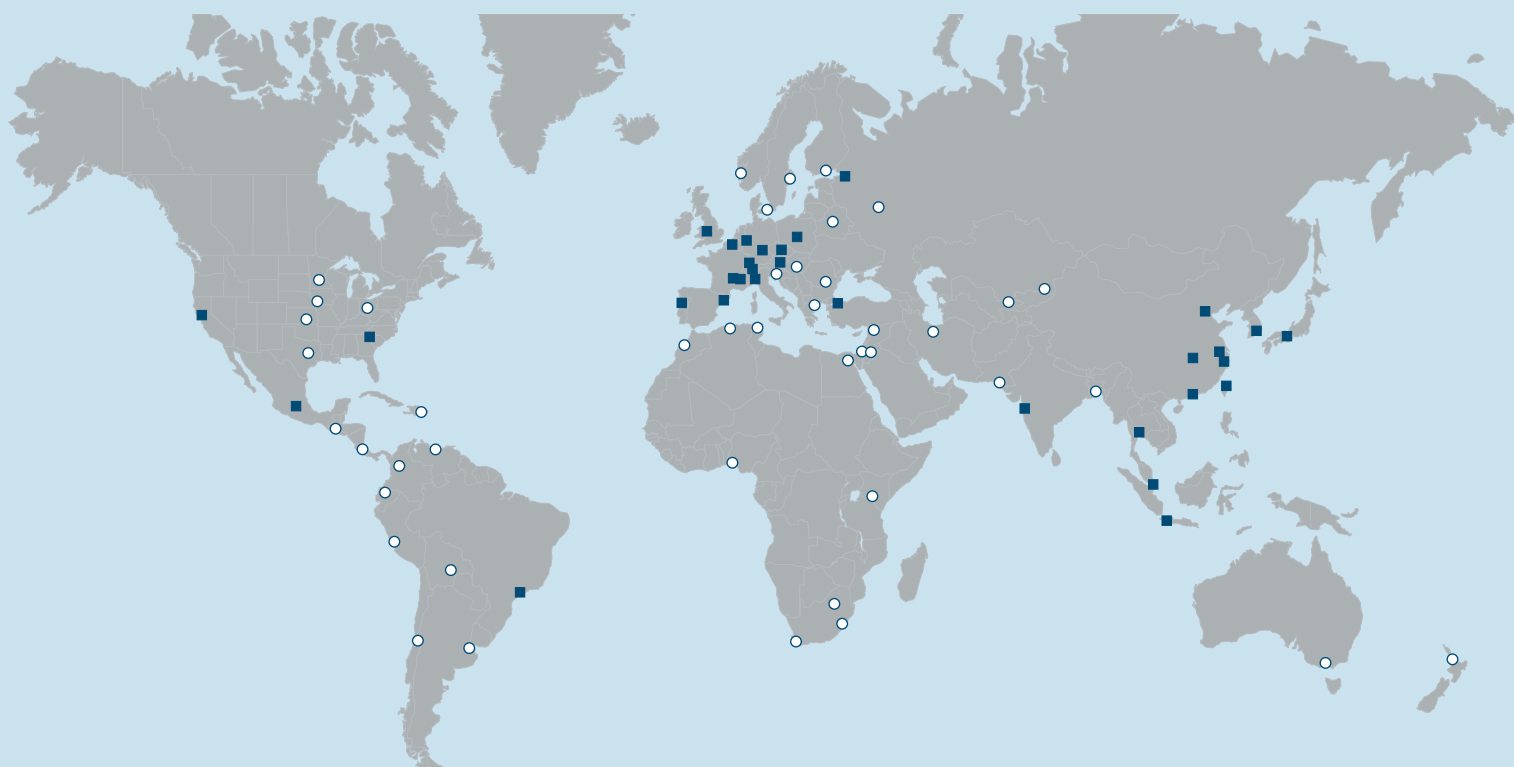
## Break-Away 08 part-numbers

Function and thread		Fitting	Dimensions (mm)		Part-numbers
			L	H/flats	
Female thread		G 3/8	201	24	BRW 08.9102
		G 1/2	207	27	BRW 08.9103
		UN 9/16-18	155	22	BRW 08.9314
		UN 7/8-14	211	32	BRW 08.9322
Reconnection tool			72		BRW 08.9100

## Break-Away 02 part-numbers

Function and thread		Fitting	Dimensions (mm)		Part-numbers
			L	H/flats	
Venting Female thread		G 1/8	81.5	14	N 007 267 12
		UN 7/16	86.5	17	N 007 316 12
Filling Female thread		G 1/8	81.5	14	N 001 101 01
		UN 7/16	86.5	17	N 010 310 11

For contact details: [www.staubli.com/connectors/contacts](http://www.staubli.com/connectors/contacts)



#### Global presence of the Stäubli Group

- Stäubli units
- Agents

#### International sales coordination

Stäubli Faverges - CS 30070 - F - 74210 Faverges - Tel.: +33 4 50 65 67 97 - Fax: +33 4 50 65 60 69 - e-mail: [connectors.sales@staubli.com](mailto:connectors.sales@staubli.com)  
[www.staubli.com](http://www.staubli.com)

Stäubli is a trademark of Stäubli International AG, registered in Switzerland and other countries. © Stäubli 10/03/2016. Printed on FSC paper.  
We reserve the right to modify product specifications without prior notice. Photocredits: Stäubli, Fotolia / Robert Wilson / Yuri Bizgaimer.

RQ0090300A

# STÄUBLI